

Boulder Mountain Tour

Age Group Results

BOULDER

MOUNTAIN TOUR

| Place | Bib | Name | Nat. | Age | Club | Pace | Time |
|------------------------------|------|-----------------------|---|-----|-------------|------|-----------|
| 34k Full Tour | | | | | | | |
| Female 13 & Under | | | | | | | |
| 1. | 876 | McNeely, Ella |  | 13 | | 4:02 | 2:17:34.5 |
| 2. | 882 | Leidecker, Sarah |  | 12 | | 4:49 | 2:44:07.0 |
| Female 14-17 | | | | | | | |
| 1. | 114 | Kilroy, Sarah |  | 17 | | 2:41 | 1:31:44.0 |
| 2. | 695 | Bauer, Anneliese |  | 16 | | 3:16 | 1:51:16.4 |
| 3. | 723 | Gates, Ruby |  | 17 | | 3:25 | 1:56:38.4 |
| 4. | 722 | Hardy, Kate |  | 16 | | 3:42 | 2:06:01.8 |
| 5. | 881 | Bernard, Nell |  | 15 | | 3:47 | 2:08:53.9 |
| 6. | 877 | Tracewell, Josie |  | 16 | | 4:08 | 2:21:02.3 |
| 7. | 879 | Duryee, Lauryn |  | 16 | | 4:17 | 2:25:39.4 |
| 8. | 880 | Carter, Lucy |  | 14 | | 4:53 | 2:46:18.8 |
| Female 18-24 | | | | | | | |
| 1. | 102 | Jordheim, Guro |  | 23 | | 2:31 | 1:25:50.3 |
| 2. | 103 | Feldman, Katie |  | 23 | Gold Team | 2:31 | 1:25:50.5 |
| 3. | 109 | Cole, Hannah |  | 24 | | 2:34 | 1:27:17.4 |
| 4. | 120 | McDonald, Sophie |  | 24 | | 2:48 | 1:35:38.0 |
| 5. | 116 | Beaulieu, Sarah |  | 20 | | 2:59 | 1:41:59.1 |
| 6. | 672 | Gesior, Maria |  | 22 | | 3:08 | 1:46:39.8 |
| 7. | 406 | Boyes, Anna |  | 22 | | 3:19 | 1:52:49.1 |
| 8. | 524 | Corwin, Sylvie |  | 20 | | 3:19 | 1:52:53.2 |
| 9. | 872 | Pendergrass, Adriauna |  | 18 | | 3:30 | 1:59:00.1 |
| 10. | 668 | Mendoza, Lauren |  | 19 | | 3:35 | 2:01:50.7 |
| 11. | 694 | Verst, Sarah |  | 22 | | 3:38 | 2:03:39.2 |
| 12. | 484 | VanMieghem, Lindsay |  | 23 | | 3:42 | 2:05:52.0 |
| 13. | 615 | Smith, Christine |  | 24 | | 3:47 | 2:08:41.3 |
| 14. | 655 | Hess, Julia |  | 20 | | 3:57 | 2:14:33.4 |
| 15. | 1003 | Owen, Anastasia |  | 24 | | 5:38 | 3:11:33.9 |
| 16. | 635 | Griffith, Emma |  | 20 | | 5:42 | 3:14:12.6 |
| Female 25-29 | | | | | | | |
| 1. | 110 | Rose, Mary |  | 28 | | 2:34 | 1:27:17.5 |
| 2. | 333 | Storey, Sloan |  | 25 | Beat Hunger | 2:44 | 1:32:58.8 |
| 3. | 279 | Seyferth, Julia |  | 29 | Beat Hunger | 2:46 | 1:34:19.9 |
| 4. | 248 | Williams, Emily |  | 26 | Beat Hunger | 2:46 | 1:34:20.2 |
| 5. | 106 | Flowers, Natalie |  | 28 | The Yo Pros | 2:54 | 1:39:01.1 |
| 6. | 229 | Hamilton, Courtney |  | 28 | | 2:58 | 1:41:02.2 |
| 7. | 258 | Smith, Isabella |  | 28 | | 3:08 | 1:46:57.5 |
| 8. | 280 | Landis, Kaitlyn |  | 25 | | 3:32 | 2:00:21.5 |
| 9. | 438 | Ellison, Gail |  | 29 | | 3:33 | 2:00:51.5 |


ZIONS BANK®

Boulder Mountain Tour
























Age Group Results

BOULDER






MOUNTAIN TOUR

| Place | Bib | Name | Nat. | Age | Club | Pace | Time |
|-------|------|-------------------------|---|-----|------|------|-----------|
| 10. | 1017 | Smay, Hannah |  | 25 | | 3:33 | 2:01:00.0 |
| 11. | 862 | Curl, Sophie |  | 28 | | 3:37 | 2:03:21.0 |
| 12. | 853 | blau, pippa |  | 25 | | 3:41 | 2:05:30.0 |
| 13. | 1034 | Bryson, Kristen |  | 27 | | 3:43 | 2:06:23.3 |
| 14. | 845 | Akervall, Miriam |  | 26 | | 3:50 | 2:10:23.0 |
| 15. | 839 | Alexander, Mary Mauldin |  | 27 | | 3:58 | 2:15:24.3 |
| 16. | 1008 | Van Deursen, Cassidy |  | 28 | | 4:07 | 2:20:14.2 |
| 17. | 657 | Berman, Katelyn |  | 29 | | 4:08 | 2:20:34.1 |
| 18. | 632 | Leeds, Ellery |  | 29 | | 4:09 | 2:21:28.4 |
| 19. | 1056 | Staes, Rosie |  | 28 | | 4:26 | 2:30:56.5 |
| 20. | 421 | Pedro Trujillo, Dalia |  | 25 | | 4:33 | 2:34:45.3 |
| 21. | 806 | Marion, Audrey |  | 25 | | 5:28 | 3:06:24.2 |

Female 30-34

| | | | | | | | |
|-----|------|-------------------------|---|----|-----------------------------|------|-----------|
| 1. | 101 | Flowers, Erika |  | 30 | The Yo Pros | 2:31 | 1:25:50.9 |
| 2. | 104 | Bjornsen, Marine |  | 31 | | 2:33 | 1:27:03.2 |
| 3. | 107 | Armstrong, Sarah |  | 33 | | 2:41 | 1:31:21.3 |
| 4. | 118 | Davenport, Julie |  | 31 | | 2:42 | 1:31:53.2 |
| 5. | 123 | Specht, Hannah |  | 33 | | 2:52 | 1:37:52.4 |
| 6. | 122 | Roberts, Bailey |  | 34 | | 3:02 | 1:43:16.5 |
| 7. | 121 | Richards, Christi |  | 31 | | 3:03 | 1:43:56.9 |
| 8. | 119 | Gill, Valerie |  | 33 | | 3:05 | 1:45:00.6 |
| 9. | 432 | Zimbelman, Eloise |  | 31 | | 3:05 | 1:45:23.5 |
| 10. | 1030 | Calvin, Justin |  | 34 | | 3:14 | 1:50:15.3 |
| 11. | 832 | FOOTE, Katie |  | 32 | Katie Foote | 3:15 | 1:50:55.9 |
| 12. | 604 | Beatty, Alli |  | 33 | | 3:21 | 1:54:18.0 |
| 13. | 804 | Osullivan, Annie |  | 34 | | 3:26 | 1:57:01.3 |
| 14. | 1069 | Hansen, Lili |  | 32 | | 3:42 | 2:06:10.7 |
| 15. | 525 | Hagen-Lillevik, Synneva |  | 32 | | 3:45 | 2:07:31.2 |
| 16. | 601 | Mills, Abby |  | 33 | | 3:46 | 2:08:36.5 |
| 17. | 664 | Loufek, Killarney |  | 33 | Sinnott Another Nordic Race | 4:04 | 2:18:26.9 |
| 18. | 1059 | Dixon, Susan |  | 32 | | 4:11 | 2:22:28.6 |
| 19. | 609 | Quadros, Ashley |  | 31 | | 4:14 | 2:24:04.6 |
| 20. | 1018 | Vanbragt, Hayley |  | 34 | Sinnott Another Nordic Race | 4:15 | 2:25:00.5 |
| 21. | 461 | Stangland, Johanna |  | 33 | Team Davis | 4:20 | 2:27:45.3 |
| 22. | 629 | Walsh, Eileen |  | 34 | | 4:29 | 2:32:43.1 |
| DNF | 435 | Sweetser, Erin |  | 34 | | | |

Female 35-39

| | | | | | | | |
|----|-----|---------------|---|----|--|------|-----------|
| 1. | 117 | Carim, Kellie |  | 36 | | 2:43 | 1:32:42.4 |
| 2. | 124 | Theis, Laura |  | 37 | | 3:02 | 1:43:12.8 |
| 3. | 434 | Green, Erin |  | 38 | | 3:18 | 1:52:17.4 |
| 4. | 670 | Abel, Lexi |  | 37 | | 3:20 | 1:53:42.9 |
| 5. | 504 | Lisk, Nicole |  | 39 | | 3:33 | 2:00:51.0 |








ZIONS BANK®

Boulder Mountain Tour





















Age Group Results

BOULDER











MOUNTAIN TOUR

| Place | Bib | Name | Nat. | Age | Club | Pace | Time |
|-------|------|-----------------------|---|-----|------|------|-----------|
| 6. | 1033 | ROUSH, KIMBERLY |  | 36 | | 3:33 | 2:00:59.5 |
| 7. | 654 | Armstrong, Jordan |  | 39 | | 3:35 | 2:02:07.6 |
| 8. | 1010 | Rutherford, Charlotte |  | 35 | | 3:50 | 2:10:33.1 |
| 9. | 667 | Marziliano, Lauren |  | 39 | | 3:50 | 2:10:43.3 |
| 10. | 803 | Brownson, Annie |  | 36 | | 3:51 | 2:11:22.0 |
| 11. | 608 | Schultz, April |  | 37 | | 4:11 | 2:22:45.2 |
| 12. | 405 | MILASH, ANGELA |  | 36 | | 4:21 | 2:28:17.3 |
| 13. | 861 | Lisagor, Sara |  | 38 | | 4:23 | 2:29:21.7 |
| 14. | 704 | Zook, Suzi |  | 36 | | 4:39 | 2:38:26.7 |
| 15. | 713 | Ownbey, Victoria |  | 36 | | 5:19 | 3:00:47.2 |

Female 40-44

| | | | | | | | |
|-----|------|---------------------|---|----|----------------------------------|------|-----------|
| 1. | 131 | Roberts, Kathryn |  | 43 | | 3:04 | 1:44:49.4 |
| 2. | 477 | York, Keri |  | 40 | | 3:08 | 1:46:33.7 |
| 3. | 257 | Young, Hannah |  | 42 | | 3:08 | 1:46:52.9 |
| 4. | 846 | Goldberg, Naomi |  | 40 | | 3:13 | 1:49:28.1 |
| 5. | 472 | Shanahan, Kate |  | 41 | | 3:14 | 1:50:22.1 |
| 6. | 251 | REIS, ERIN |  | 42 | | 3:19 | 1:52:51.8 |
| 7. | 489 | Farrell, Marlene |  | 44 | Leavenworth Winter Sports Club 2 | 3:19 | 1:53:12.5 |
| 8. | 492 | Griffith, Melisa |  | 41 | | 3:24 | 1:56:06.4 |
| 9. | 436 | Preus, Eve |  | 41 | | 3:33 | 2:00:49.4 |
| 10. | 410 | finegan, carmen |  | 41 | | 3:36 | 2:02:27.3 |
| 11. | 523 | Greer, Sylvia |  | 41 | | 3:36 | 2:02:41.2 |
| 12. | 820 | Edmunds, Gadrie |  | 44 | | 3:39 | 2:04:26.7 |
| 13. | 606 | Drumm, Amy |  | 41 | | 3:40 | 2:05:10.0 |
| 14. | 1002 | Laib, Amanda |  | 40 | | 3:45 | 2:07:49.3 |
| 15. | 645 | Larsen, Heather Ann |  | 44 | | 3:55 | 2:13:42.9 |
| 16. | 607 | Schmidt, AnneMarie |  | 44 | | 4:02 | 2:17:10.8 |
| 17. | 1037 | Harrison, Laura |  | 44 | | 4:05 | 2:18:51.8 |
| 18. | 822 | Sells, Heather |  | 40 | | 4:16 | 2:25:17.1 |
| 19. | 1011 | Lauper, Cyndi |  | 41 | | 4:19 | 2:26:55.7 |
| 20. | 703 | Quesnel, Susie |  | 44 | | 4:27 | 2:31:51.3 |

Female 45-49

| | | | | | | | |
|-----|-----|-------------------|---|----|--------------|------|-----------|
| 1. | 105 | Hovey, Brooke |  | 47 | Brooke Hovey | 2:41 | 1:31:21.3 |
| 2. | 126 | Santoro, Jennifer |  | 46 | | 2:43 | 1:32:43.1 |
| 3. | 111 | Jensen, Liv |  | 48 | | 2:49 | 1:35:50.0 |
| 4. | 108 | CARNEY, CARRIE |  | 45 | | 2:58 | 1:41:05.3 |
| 5. | 112 | Jensen, Jessica |  | 45 | | 3:05 | 1:45:02.1 |
| 6. | 125 | wysong, india |  | 46 | | 3:17 | 1:51:39.3 |
| 7. | 507 | Boggs, Peggy |  | 46 | | 3:20 | 1:53:26.8 |
| 8. | 411 | Hobbs, Caroline |  | 45 | | 3:20 | 1:53:28.2 |
| 9. | 419 | Engel, Cynthia |  | 49 | | 3:30 | 1:59:16.3 |
| 10. | 646 | Tinney, Heidi |  | 48 | | 3:35 | 2:02:12.4 |








ZIONS BANK®

Boulder Mountain Tour













Age Group Results

BOULDER






















MOUNTAIN TOUR

| Place | Bib | Name | Nat. | Age | Club | Pace | Time |
|-------|------|-----------------|---|-----|----------------------------------|------|-----------|
| 11. | 717 | Lutsk, Wyatt |  | 49 | | 3:41 | 2:05:35.5 |
| 12. | 696 | Holm, Shanda |  | 48 | Leavenworth Winter Sports Club 2 | 3:55 | 2:13:42.7 |
| 13. | 506 | Costello, Patty |  | 47 | Leavenworth Winter Sports Club 2 | 3:55 | 2:13:42.9 |
| 14. | 818 | Finnegan, Erin |  | 46 | | 4:12 | 2:23:21.6 |
| 15. | 1035 | Bijur, Kristin |  | 48 | | 4:19 | 2:27:06.8 |
| 16. | 674 | Naas, Marne |  | 49 | | 5:19 | 3:01:03.8 |
| 17. | 638 | Zell, Erin |  | 45 | | 5:19 | 3:01:04.6 |

Female 50-54

| | | | | | | | |
|-----|------|----------------------|---|----|-----------------|------|-----------|
| 1. | 209 | Kreisle, Barbara |  | 50 | Barbara Kreisle | 3:04 | 1:44:47.8 |
| 2. | 340 | Strachan, Tizz |  | 51 | | 3:06 | 1:45:55.0 |
| 3. | 497 | Tullis, Michelle |  | 50 | | 3:29 | 1:58:57.7 |
| 4. | 831 | Cale, Karla |  | 52 | | 3:40 | 2:04:40.8 |
| 5. | 1012 | Beard, Cynthia |  | 52 | | 3:40 | 2:04:53.1 |
| 6. | 488 | Covey, Marla |  | 50 | | 3:48 | 2:09:23.0 |
| 7. | 526 | Smith, Tamra |  | 53 | | 3:52 | 2:12:00.3 |
| 8. | 616 | Bamberger, Christine |  | 53 | | 4:04 | 2:18:46.4 |
| 9. | 471 | Berry, Kate |  | 51 | | 4:15 | 2:25:00.4 |
| 10. | 1046 | Bush, Melinda |  | 53 | | 4:21 | 2:28:14.0 |
| 11. | 445 | Radlova, Ivana |  | 51 | | 4:41 | 2:39:40.3 |
| 12. | 1006 | Brown, Bonnie |  | 52 | | 5:49 | 3:18:14.3 |

Female 55-59

| | | | | | | | |
|-----|------|------------------------|---|----|--|------|-----------|
| 1. | 286 | Kawaguchi, Kim |  | 58 | | 3:04 | 1:44:48.3 |
| 2. | 129 | Hepworth, Margaret |  | 57 | | 3:05 | 1:45:01.8 |
| 3. | 476 | Allison, Kelly |  | 58 | | 3:06 | 1:45:36.8 |
| 4. | 130 | Ware Peek, Lynn |  | 55 | | 3:10 | 1:48:11.9 |
| 5. | 127 | Sterrett, Carolyn |  | 55 | | 3:12 | 1:49:10.8 |
| 6. | 639 | DeWolfe, Eva |  | 55 | | 3:20 | 1:53:42.8 |
| 7. | 456 | Ziegler, Jennifer |  | 55 | | 3:32 | 2:00:32.2 |
| 8. | 697 | Mara, Shannon |  | 58 | | 3:41 | 2:05:18.9 |
| 9. | 706 | Arnold, Teresa |  | 57 | | 3:43 | 2:06:46.6 |
| 10. | 702 | Hjalmarsson, Sue |  | 55 | | 3:47 | 2:08:46.6 |
| 11. | 605 | Johnson, Amy |  | 57 | | 3:48 | 2:09:17.9 |
| 12. | 663 | Jarvis, Kiki |  | 59 | | 4:02 | 2:17:41.8 |
| 13. | 1024 | Terhaar, Jan |  | 56 | | 4:06 | 2:19:47.3 |
| 14. | 688 | Ivers, Polly |  | 55 | | 4:07 | 2:20:10.7 |
| 15. | 1019 | Ross, Heather |  | 57 | | 4:10 | 2:22:03.3 |
| 16. | 656 | Wiener, Kate |  | 59 | | 4:11 | 2:22:24.7 |
| 17. | 1064 | Matis, Wendy |  | 58 | | 4:19 | 2:27:17.8 |
| 18. | 805 | Laferriere, Antoinette |  | 55 | | 4:23 | 2:29:09.2 |
| 19. | 1053 | Sackrey, Ponteir |  | 58 | | 4:41 | 2:39:30.6 |
| 20. | 815 | Gillespie, Ellen |  | 55 | | 4:54 | 2:46:43.7 |
| 21. | 830 | Payan, Julie |  | 55 | | 5:03 | 2:52:03.4 |


ZIONS BANK®

Boulder Mountain Tour









Age Group Results

BOULDER






MOUNTAIN TOUR

| Place | Bib | Name | Nat. | Age | Club | Pace | Time |
|-------|------|-----------|---|-----|------|------|-----------|
| 22. | 1048 | Ault, Nan |  | 56 | | 5:06 | 2:53:54.0 |





Female 60-64

| | | | | | | | |
|-----|------|-----------------------|---|----|-------|------|-----------|
| 1. | 113 | youngman, elizabeth |  | 60 | | 2:47 | 1:34:52.2 |
| 2. | 308 | ritz, muffy |  | 62 | VAMPS | 3:02 | 1:43:38.3 |
| 3. | 285 | Meyer, Katie |  | 63 | | 3:03 | 1:43:59.8 |
| 4. | 310 | Humphries, Nicki |  | 63 | | 3:16 | 1:51:22.1 |
| 5. | 485 | Madden, Maria |  | 64 | | 3:19 | 1:52:48.5 |
| 6. | 470 | KOSLOW, KAREN |  | 62 | | 3:23 | 1:55:04.1 |
| 7. | 634 | Deitz, Emily |  | 61 | | 3:23 | 1:55:10.1 |
| 8. | 281 | Morrow, Karen |  | 62 | | 3:27 | 1:57:29.4 |
| 9. | 500 | McClain-Smith, Monica |  | 60 | | 3:28 | 1:58:14.8 |
| 10. | 449 | Linville, Jane |  | 62 | | 3:29 | 1:58:54.4 |
| 11. | 233 | Young, Darlene |  | 61 | | 3:31 | 1:59:49.6 |
| 12. | 211 | Schoening, Becky |  | 60 | | 3:38 | 2:03:43.5 |
| 13. | 643 | Kimball, Gloria |  | 63 | | 3:47 | 2:09:00.4 |
| 14. | 473 | Sheldon, Katharine |  | 62 | | 3:52 | 2:11:59.6 |
| 15. | 630 | Brewster, Elizabeth |  | 60 | | 3:58 | 2:14:58.9 |
| 16. | 837 | McDonald, Lori |  | 62 | | 4:03 | 2:17:53.2 |
| 17. | 658 | Alexander, Kathy |  | 60 | | 4:05 | 2:19:07.6 |
| 18. | 469 | Brown, Karen |  | 62 | | 4:21 | 2:27:57.8 |
| 19. | 650 | SCHMITZ, JOANNE |  | 64 | | 4:22 | 2:28:53.3 |
| 20. | 707 | Adams, Theresa |  | 63 | | 4:30 | 2:33:26.1 |
| 21. | 1009 | Wolf, Catherine |  | 64 | | 4:40 | 2:39:01.2 |
| 22. | 867 | Pietz, Teri |  | 61 | | 4:43 | 2:40:24.7 |
| 23. | 692 | Russell, Sally |  | 62 | | 4:48 | 2:43:33.2 |
| 24. | 631 | CODY, ELIZABETH |  | 64 | | 4:50 | 2:44:35.9 |
| 25. | 841 | Armstrong, Merry |  | 64 | | 4:57 | 2:48:22.0 |
| 26. | 1066 | Ahn, Yong Hui |  | 60 | | 4:59 | 2:49:50.0 |
| 27. | 816 | Ellis, Ellie |  | 64 | | 5:28 | 3:05:59.8 |
| DNF | 1039 | Kaplan, Leslie |  | 62 | | | |

Female 65-69

| | | | | | | | |
|----|------|------------------------|---|----|--|------|-----------|
| 1. | 450 | Conway, Janet |  | 69 | | 3:52 | 2:11:31.4 |
| 2. | 294 | Allen, Marcy |  | 66 | | 3:57 | 2:14:37.9 |
| 3. | 671 | Frole Spurling, Maggie |  | 65 | | 4:09 | 2:21:06.7 |
| 4. | 1058 | Lisagor, Susan |  | 69 | | 4:20 | 2:27:24.6 |
| 5. | 819 | Labatut, Francette |  | 66 | | 4:22 | 2:28:49.9 |

Female 70-74

| | | | | | | | |
|----|------|------------------|---|----|--|------|-----------|
| 1. | 293 | McClatchy, Linda |  | 71 | | 3:45 | 2:07:42.8 |
| 2. | 420 | Eriksson, Dagmar |  | 74 | | 3:45 | 2:07:43.1 |
| 3. | 468 | Page, Julia |  | 71 | | 4:02 | 2:17:14.7 |
| 4. | 1022 | Alkire, Jack |  | 71 | | 6:04 | 3:26:47.8 |

ZIONS BANK®

Boulder Mountain Tour

Age Group Results

BOULDER

MOUNTAIN TOUR

| Place | Bib | Name | Nat. | Age | Club | Pace | Time |
|----------------------------|------|---------------------|---|-----|--------------------|------|-----------|
| DNS | 462 | Kaeding, John |  | | | | |
| Male 13 & Under | | | | | | | |
| 1. | 537 | Crouch, Andrew |  | 13 | | 3:01 | 1:42:53.0 |
| 2. | 725 | Hobbs, Teddy |  | 13 | | 3:11 | 1:48:28.3 |
| 3. | 721 | Benson, Jonas |  | 11 | | 4:02 | 2:17:40.9 |
| 4. | 873 | Geagan, Chase |  | 13 | | 4:06 | 2:19:49.9 |
| 5. | 883 | Quesnel, Zach |  | 12 | | 4:24 | 2:29:52.4 |
| Male 14-17 | | | | | | | |
| 1. | 348 | Monz, Jackson |  | 16 | | 2:39 | 1:30:09.2 |
| 2. | 724 | maguire, skylar |  | 17 | | 2:57 | 1:40:37.1 |
| 3. | 718 | Eby, Evan |  | 15 | | 3:03 | 1:43:45.2 |
| 4. | 875 | Prabowo, Dylan |  | 14 | | 3:20 | 1:53:26.8 |
| 5. | 720 | Janes, Gattlin |  | 15 | | 3:31 | 1:59:51.8 |
| 6. | 538 | Radl-Jones, Mathias |  | 14 | | 4:41 | 2:39:40.4 |
| Male 18-24 | | | | | | | |
| 1. | 3 | Hagenbuch, Johnny |  | 18 | Bjorn to Adventure | 2:16 | 1:17:07.2 |
| 2. | 8 | Jordheim, Ola |  | 23 | | 2:16 | 1:17:08.0 |
| 3. | 7 | Bie, Maximilian |  | 24 | | 2:16 | 1:17:08.1 |
| 4. | 18 | Patten, Skylar |  | 18 | | 2:16 | 1:17:08.9 |
| 5. | 9 | Wood, Sam |  | 23 | Gold Team | 2:16 | 1:17:14.1 |
| 6. | 1 | Holmes, Peter |  | 23 | Gold Team | 2:16 | 1:17:37.8 |
| 7. | 14 | Hoefler, Tucker |  | 21 | | 2:27 | 1:23:49.2 |
| 8. | 261 | Roloff, James |  | 19 | | 2:36 | 1:28:34.4 |
| 9. | 27 | Osterberg, Carl |  | 23 | | 2:37 | 1:29:20.6 |
| 10. | 691 | Reiter, Ruslan |  | 20 | | 2:44 | 1:33:28.1 |
| 11. | 708 | McKenna, Tim |  | 21 | | 2:52 | 1:37:52.6 |
| 12. | 17 | Allen, Ben |  | 24 | | 2:57 | 1:40:31.7 |
| 13. | 515 | Rasch, Rory |  | 19 | | 2:58 | 1:41:15.3 |
| 14. | 719 | Janes, Garrett |  | 18 | | 3:01 | 1:42:58.8 |
| 15. | 26 | Hoefler, Harrison |  | 19 | | 3:03 | 1:43:57.0 |
| 16. | 518 | Miller, Scott |  | 24 | | 3:07 | 1:46:24.7 |
| 17. | 602 | Rooney, Adam |  | 21 | | 3:37 | 2:03:26.1 |
| 18. | 528 | Worley, Thomas |  | 24 | | 4:31 | 2:33:58.3 |
| 19. | 1028 | Barnhart, Jonathan |  | 18 | | 4:44 | 2:41:07.1 |
| Male 25-29 | | | | | | | |
| 1. | 5 | Bolger, Kevin |  | 26 | Bjorn to Adventure | 2:16 | 1:17:08.9 |
| 2. | 4 | Kornfield, Tyler |  | 28 | | 2:16 | 1:17:09.9 |
| 3. | 2 | Bjornsen, Erik |  | 28 | Bjorn to Adventure | 2:16 | 1:17:23.7 |
| 4. | 21 | Cartwright, George |  | 28 | | 2:19 | 1:18:48.6 |






ZIONS BANK®

Boulder Mountain Tour




























Age Group Results

BOULDER

MOUNTAIN TOUR

| Place | Bib | Name | Nat. | Age | Club | Pace | Time |
|-------|------|------------------------|---|-----|------|------|-----------|
| 5. | 12 | McCrerey, Tucker |  | 26 | | 2:25 | 1:22:35.8 |
| 6. | 31 | Brewster, Brandon |  | 26 | | 2:25 | 1:22:38.7 |
| 7. | 11 | Power, Nicholas |  | 26 | | 2:27 | 1:23:48.9 |
| 8. | 28 | Wiswell, Sam |  | 25 | | 2:37 | 1:29:04.3 |
| 9. | 30 | Burns, Henrik |  | 27 | | 2:37 | 1:29:22.0 |
| 10. | 208 | Cobb, Austin |  | 27 | | 2:38 | 1:29:53.1 |
| 11. | 496 | Evans, Michael |  | 26 | | 2:46 | 1:34:08.3 |
| 12. | 226 | Creveling, Christopher |  | 28 | | 2:52 | 1:37:59.5 |
| 13. | 328 | Joda, Samuel |  | 29 | | 2:58 | 1:41:01.9 |
| 14. | 309 | Morgan, Nathan |  | 26 | | 2:59 | 1:41:29.2 |
| 15. | 517 | Berry, Ryan |  | 28 | | 3:01 | 1:43:07.4 |
| 16. | 857 | Brennan, Robert |  | 27 | | 3:41 | 2:05:21.3 |
| 17. | 1041 | Sugden, Luke |  | 29 | | 4:15 | 2:24:49.1 |
| 18. | 860 | Marion, Ryan |  | 25 | | 5:29 | 3:06:28.0 |

Male 30-34

| | | | | | | | |
|-----|------|-------------------|---|----|----------------------------------|------|-----------|
| 1. | 22 | Gelso, Matthew |  | 31 | | 2:16 | 1:17:35.2 |
| 2. | 10 | Johnson, Patrick |  | 30 | | 2:18 | 1:18:38.5 |
| 3. | 13 | Fereday, Wyatt |  | 31 | | 2:22 | 1:20:47.5 |
| 4. | 34 | Reich, Henry |  | 32 | | 2:25 | 1:22:36.1 |
| 5. | 16 | Baldwin, Bob |  | 34 | | 2:32 | 1:26:11.2 |
| 6. | 33 | Nistler, Matt |  | 31 | | 2:32 | 1:26:13.1 |
| 7. | 59 | Davenport, Mark |  | 31 | | 2:35 | 1:28:14.4 |
| 8. | 32 | Coulton, James |  | 32 | | 2:37 | 1:29:09.7 |
| 9. | 19 | Queitzsch, Chris |  | 31 | Leavenworth Winter Sports Club 1 | 2:39 | 1:30:30.6 |
| 10. | 535 | Sladek, Will |  | 34 | | 2:44 | 1:33:28.4 |
| 11. | 316 | Favaloro, Peter |  | 30 | Aloha Nordic | 2:45 | 1:33:48.2 |
| 12. | 329 | allen, scott |  | 34 | | 2:46 | 1:34:22.7 |
| 13. | 270 | Blazar, Jeremy |  | 30 | | 2:46 | 1:34:26.8 |
| 14. | 347 | Beatty, Zack |  | 34 | | 2:52 | 1:37:49.2 |
| 15. | 676 | Beach, Michael |  | 33 | | 3:02 | 1:43:36.1 |
| 16. | 466 | Tazoi, Jordan |  | 33 | | 3:05 | 1:45:08.4 |
| 17. | 430 | Yeates, Doug |  | 30 | Sinnott Another Nordic Race | 3:09 | 1:47:08.8 |
| 18. | 417 | Mutzel, Chris |  | 30 | | 3:10 | 1:47:50.9 |
| 19. | 404 | Davis, Andrew |  | 30 | Andrew Davis | 3:10 | 1:48:06.6 |
| 20. | 532 | Albrethsen, Tyler |  | 32 | | 3:10 | 1:48:12.4 |
| 21. | 536 | Ellison, Will |  | 32 | | 3:11 | 1:48:20.0 |
| 22. | 412 | Pagels, Casey |  | 32 | | 3:15 | 1:50:37.7 |
| 23. | 633 | Peek, Emerson |  | 32 | Leavenworth Winter Sports Club 3 | 3:15 | 1:50:46.3 |
| 24. | 1043 | Mortley, Clint |  | 33 | | 3:15 | 1:50:55.0 |
| 25. | 314 | Nicholson, Paul |  | 34 | | 3:16 | 1:51:15.0 |
| 26. | 834 | Crowther, Kelly |  | 30 | | 3:17 | 1:52:03.1 |
| 27. | 446 | Garfield, Jake |  | 32 | | 3:19 | 1:52:53.9 |
| 28. | 299 | Joda, Maxwell |  | 32 | | 3:21 | 1:53:59.3 |





ZIONS BANK®

Boulder Mountain Tour
























Age Group Results

BOULDER











MOUNTAIN TOUR

| Place | Bib | Name | Nat. | Age | Club | Pace | Time |
|-------|-----|-----------------|---|-----|---------------|------|-----------|
| 29. | 866 | Mills, Tate |  | 34 | | 3:29 | 1:58:52.6 |
| 30. | 868 | Mahan, Theodore |  | 30 | Nordic United | 3:41 | 2:05:27.5 |
| 31. | 848 | Sells, Nic |  | 34 | | 4:16 | 2:25:17.2 |
| 32. | 715 | Van Duser, Wes |  | 30 | | 4:51 | 2:45:22.3 |

Male 35-39

| | | | | | | | |
|-----|------|--------------------|---|----|-----------------------------|------|-----------|
| 1. | 15 | Korn, Joshua |  | 39 | | 2:27 | 1:23:49.9 |
| 2. | 25 | coenen, jesse |  | 36 | | 2:32 | 1:26:11.2 |
| 3. | 35 | Nistler, Justin |  | 37 | | 2:32 | 1:26:15.7 |
| 4. | 36 | Reuter, John |  | 35 | | 2:35 | 1:27:56.8 |
| 5. | 277 | Miller, Joseph |  | 35 | | 2:38 | 1:29:58.7 |
| 6. | 201 | Duphily, Aaron |  | 35 | | 2:43 | 1:32:23.5 |
| 7. | 327 | Sweetser, Samuel |  | 35 | | 2:50 | 1:36:28.9 |
| 8. | 300 | Khalighi, Mazdak |  | 36 | | 2:50 | 1:36:33.9 |
| 9. | 252 | Richards, Ethan |  | 39 | | 2:52 | 1:37:47.0 |
| 10. | 296 | Schweizer, Mark |  | 39 | | 2:56 | 1:40:11.8 |
| 11. | 263 | Bradley, James |  | 38 | | 2:58 | 1:41:24.6 |
| 12. | 511 | wycoff, reed |  | 38 | | 2:59 | 1:41:35.0 |
| 13. | 463 | Forsyth, John |  | 37 | | 2:59 | 1:41:54.0 |
| 14. | 441 | Abrahams, Greg |  | 37 | | 3:01 | 1:42:59.1 |
| 15. | 502 | Owen, Nicholas |  | 35 | | 3:08 | 1:47:00.1 |
| 16. | 439 | Giovagnoli, Gavin |  | 36 | | 3:17 | 1:51:42.1 |
| 17. | 623 | Hoversland, David |  | 37 | | 3:19 | 1:52:52.2 |
| 18. | 458 | Thomas, Jesse |  | 36 | | 3:21 | 1:54:02.7 |
| 19. | 453 | Schoenfelder, Jeff |  | 35 | | 3:24 | 1:55:54.4 |
| 20. | 460 | Bushyhead, Joe |  | 36 | | 3:27 | 1:57:43.5 |
| 21. | 871 | Kravtsov, Yevgeniy |  | 38 | | 3:39 | 2:04:17.9 |
| 22. | 475 | Wilson, Keith |  | 35 | | 3:39 | 2:04:25.3 |
| 23. | 808 | Hansen, Chris |  | 35 | | 3:57 | 2:14:35.6 |
| 24. | 1047 | Ewanowski, Mike |  | 35 | | 4:06 | 2:19:45.1 |
| 25. | 847 | Hart, Nathan |  | 38 | | 4:21 | 2:28:07.6 |
| DNS | 20 | Sinnott, Michael |  | 35 | Sinnott Another Nordic Race | | |

Male 40-44












| | | | | | | | |
|-----|-----|------------------|---|----|----------------------------------|------|-----------|
| 1. | 41 | Krieg, Sam |  | 43 | | 2:27 | 1:23:51.1 |
| 2. | 46 | Rucker, James |  | 40 | | 2:32 | 1:26:13.9 |
| 3. | 57 | Johnson, Noel |  | 40 | | 2:33 | 1:26:50.0 |
| 4. | 39 | Young, Sam |  | 43 | | 2:35 | 1:28:01.8 |
| 5. | 45 | Roberts, Duncan |  | 44 | | 2:35 | 1:28:12.1 |
| 6. | 219 | Lynch, Brandon |  | 41 | | 2:39 | 1:30:11.7 |
| 7. | 50 | Adams, Jason |  | 41 | | 2:43 | 1:32:52.6 |
| 8. | 264 | Eitel, Jan |  | 41 | | 2:48 | 1:35:15.9 |
| 9. | 49 | carvitto, justin |  | 41 | Leavenworth Winter Sports Club 1 | 2:50 | 1:36:45.9 |
| 10. | 249 | Crum, Eri |  | 44 | | 2:53 | 1:38:06.2 |

ZIONS BANK®





















Boulder Mountain Tour

Age Group Results

BOULDER MOUNTAIN TOUR

| Place | Bib | Name | Nat. | Age | Club | Pace | Time |
|-------|------|-------------------|---|-----|----------------------------------|------|-----------|
| 11. | 478 | Farrell, Kevin |  | 44 | Leavenworth Winter Sports Club 1 | 2:56 | 1:39:59.6 |
| 12. | 617 | NALDER, CLAYTON |  | 42 | | 3:01 | 1:42:47.7 |
| 13. | 403 | Crouch, Andre |  | 43 | | 3:01 | 1:42:53.7 |
| 14. | 444 | Martin, Isham |  | 44 | | 3:02 | 1:43:08.0 |
| 15. | 232 | Gillespie, Darin |  | 44 | | 3:02 | 1:43:35.9 |
| 16. | 533 | Poly, Walter |  | 43 | | 3:03 | 1:44:13.6 |
| 17. | 423 | Bijur, Dave |  | 41 | | 3:05 | 1:45:11.7 |
| 18. | 205 | Holm, Andrew |  | 44 | Leavenworth Winter Sports Club 3 | 3:08 | 1:46:57.8 |
| 19. | 685 | Emery, Peter |  | 41 | | 3:15 | 1:50:57.7 |
| 20. | 509 | Newhart, Rain |  | 43 | | 3:16 | 1:51:07.0 |
| 21. | 491 | Fredback, Matthew |  | 40 | | 3:18 | 1:52:18.5 |
| 22. | 682 | Klasner, Paul |  | 44 | | 3:25 | 1:56:38.7 |
| 23. | 203 | Brun, Alex |  | 40 | | 3:26 | 1:57:03.2 |
| 24. | 714 | Pate, Warren |  | 43 | | 3:28 | 1:58:08.1 |
| 25. | 669 | Wimer, Levi |  | 44 | | 3:32 | 2:00:28.6 |
| 26. | 852 | Wysong, Peter |  | 44 | | 3:38 | 2:03:38.5 |
| 27. | 448 | Hegewald, Jan |  | 40 | | 3:45 | 2:07:45.7 |
| 28. | 1023 | Sparling, Jake |  | 40 | | 3:46 | 2:08:08.4 |
| 29. | 838 | Alberto, Luis |  | 40 | | 3:47 | 2:09:02.3 |
| 30. | 1042 | Latta, Lutz |  | 41 | | 4:09 | 2:21:10.7 |
| 31. | 1004 | Focker, Bernie |  | 40 | | 4:18 | 2:26:28.5 |
| 32. | 817 | Demment, Eric |  | 42 | | 4:44 | 2:41:02.0 |

Male 45-49























| | | | | | | | |
|-----|-----|-------------------|---|----|-----------|------|-----------|
| 1. | 43 | Jensen, Joseph |  | 46 | | 2:27 | 1:23:48.6 |
| 2. | 58 | Burch, Dave |  | 45 | | 2:36 | 1:28:32.2 |
| 3. | 349 | Schultz, Nathan |  | 48 | | 2:39 | 1:30:10.0 |
| 4. | 48 | Santoro, Jonathan |  | 49 | | 2:45 | 1:33:57.7 |
| 5. | 341 | Arndt, Todd |  | 49 | | 2:46 | 1:34:19.7 |
| 6. | 51 | Jablonski, Jason |  | 46 | | 2:47 | 1:34:45.7 |
| 7. | 331 | Jones, Sean |  | 49 | | 2:47 | 1:34:54.7 |
| 8. | 266 | Delmue, Jason |  | 46 | | 2:49 | 1:35:46.5 |
| 9. | 291 | Wuepper, Kyle |  | 47 | | 2:52 | 1:37:55.4 |
| 10. | 47 | Scott, Ben |  | 47 | | 2:54 | 1:39:00.2 |
| 11. | 243 | HOFF, DEREK |  | 47 | | 2:55 | 1:39:17.8 |
| 12. | 402 | Wheelwright, Alan |  | 47 | | 2:56 | 1:39:56.6 |
| 13. | 230 | Richardson, Craig |  | 48 | | 2:58 | 1:41:02.3 |
| 14. | 413 | Kogelmann, Chip |  | 48 | | 3:01 | 1:42:38.7 |
| 15. | 223 | Jowers, Casey |  | 46 | | 3:06 | 1:45:29.8 |
| 16. | 338 | Relling, Thomas |  | 49 | | 3:09 | 1:47:29.7 |
| 17. | 433 | Huus, Eric |  | 49 | Eric Huus | 3:12 | 1:49:19.6 |
| 18. | 267 | Hancock, Jeff |  | 46 | | 3:14 | 1:50:23.5 |
| 19. | 265 | Wooden, Jason |  | 48 | | 3:16 | 1:51:23.2 |
| 20. | 801 | Kohler, Andre E |  | 49 | | 3:17 | 1:51:43.8 |

ZIONS BANK®





















Boulder Mountain Tour

Age Group Results

BOULDER MOUNTAIN TOUR

| Place | Bib | Name | Nat. | Age | Club | Pace | Time |
|-------|------|-------------------|---|-----|------|------|-----------|
| 21. | 611 | Young, Benjamin |  | 45 | | 3:18 | 1:52:19.5 |
| 22. | 262 | Weigel, James |  | 45 | | 3:18 | 1:52:27.6 |
| 23. | 428 | Duryee, Dirk |  | 47 | | 3:21 | 1:54:05.8 |
| 24. | 503 | Ekdahl, Nick |  | 48 | | 3:24 | 1:56:01.1 |
| 25. | 529 | Reis, Tiago |  | 49 | | 3:25 | 1:56:40.3 |
| 26. | 610 | Pate, Barry |  | 45 | | 3:27 | 1:57:36.2 |
| 27. | 618 | Packwood, Cole |  | 48 | | 3:39 | 2:04:32.5 |
| 28. | 849 | Cofod, Nick |  | 46 | | 3:42 | 2:06:05.7 |
| 29. | 711 | Smith, Troy |  | 46 | | 3:47 | 2:08:43.9 |
| 30. | 884 | Watkins, Dane |  | 49 | | 3:47 | 2:08:46.3 |
| 31. | 467 | Biggs, Josh |  | 45 | | 3:47 | 2:08:48.6 |
| 32. | 427 | Hurd, Derek |  | 47 | | 3:58 | 2:14:58.5 |
| 33. | 673 | Davidson, Mark |  | 47 | | 3:58 | 2:15:20.1 |
| 34. | 401 | Angel, Adam |  | 47 | | 3:59 | 2:15:41.4 |
| 35. | 829 | Purnhagen, Joe |  | 46 | | 3:59 | 2:15:41.9 |
| 36. | 809 | McNeely, Cory |  | 49 | | 4:02 | 2:17:34.7 |
| 37. | 649 | Brownson, Jeff |  | 45 | | 4:07 | 2:20:18.3 |
| 38. | 1020 | Blasch, Ian |  | 48 | | 4:09 | 2:21:10.2 |
| 39. | 810 | Hardy, Cory |  | 45 | | 4:46 | 2:42:05.2 |
| 40. | 840 | Leidecker, Matt |  | 45 | | 4:49 | 2:44:18.8 |
| 41. | 648 | Webster, Jason |  | 49 | | 4:50 | 2:44:22.3 |
| 42. | 675 | Dalebout, Michael |  | 49 | | 4:54 | 2:47:03.1 |

Male 50-54

| | | | | | | | |
|-----|-----|-------------------|---|----|--|------|-----------|
| 1. | 38 | Bauer, John |  | 50 | | 2:23 | 1:21:18.3 |
| 2. | 23 | Feldman, Richard |  | 50 | | 2:28 | 1:23:58.2 |
| 3. | 53 | Sjogren, Dave |  | 52 | | 2:36 | 1:28:25.2 |
| 4. | 40 | Northrop, Wilhelm |  | 50 | | 2:36 | 1:28:35.2 |
| 5. | 56 | DeHart, Thomas |  | 51 | | 2:42 | 1:32:19.0 |
| 6. | 52 | Rogers, Bruce |  | 52 | | 2:44 | 1:33:25.0 |
| 7. | 343 | Atkey, Warren |  | 51 | | 2:46 | 1:34:22.0 |
| 8. | 268 | Ford, Jeff |  | 54 | | 2:48 | 1:35:19.3 |
| 9. | 212 | Husaby, Ben |  | 54 | | 2:51 | 1:36:55.6 |
| 10. | 250 | Swanson, Eric |  | 54 | | 2:52 | 1:37:28.7 |
| 11. | 246 | Whitlock, Dru |  | 52 | | 2:52 | 1:37:51.3 |
| 12. | 214 | mccann, bill |  | 50 | | 2:52 | 1:37:53.4 |
| 13. | 455 | Rasch, Jeffrey |  | 51 | | 2:57 | 1:40:38.7 |
| 14. | 218 | Grohusky, Brad |  | 52 | | 2:58 | 1:40:59.7 |
| 15. | 245 | Reid, Doug |  | 51 | | 3:01 | 1:42:56.6 |
| 16. | 216 | Hayes, Bob |  | 52 | | 3:03 | 1:43:54.3 |
| 17. | 334 | Hochman, Stephen |  | 54 | | 3:03 | 1:44:03.3 |
| 18. | 290 | Hoefler, Kurt |  | 54 | | 3:09 | 1:47:16.9 |
| 19. | 429 | Eggert, Don |  | 53 | | 3:09 | 1:47:27.4 |
| 20. | 273 | Tormey, John |  | 53 | | 3:12 | 1:49:00.8 |

ZIONS BANK®

Boulder Mountain Tour














Age Group Results

BOULDER

MOUNTAIN TOUR

| Place | Bib | Name | Nat. | Age | Club | Pace | Time |
|-------|------|-------------------|---|-----|----------------------------------|------|-----------|
| 21. | 227 | Sias, Christopher |  | 52 | | 3:13 | 1:49:41.2 |
| 22. | 826 | Aken, Jeff |  | 51 | | 3:14 | 1:50:20.3 |
| 23. | 481 | Rothwell, Kirk |  | 52 | | 3:15 | 1:50:36.0 |
| 24. | 442 | Dunfield, Gregory |  | 51 | | 3:17 | 1:52:05.3 |
| 25. | 275 | Kurtz, John |  | 50 | | 3:23 | 1:55:25.8 |
| 26. | 522 | Platz, Steven |  | 51 | | 3:28 | 1:58:20.6 |
| 27. | 637 | Wuffman, Eric |  | 53 | Leavenworth Winter Sports Club 3 | 3:30 | 1:59:07.8 |
| 28. | 242 | Newell, Dennis |  | 50 | | 3:34 | 2:01:45.6 |
| 29. | 858 | Hopper, Robert |  | 52 | | 3:38 | 2:04:03.2 |
| 30. | 627 | Hanson, Douglas |  | 51 | | 3:42 | 2:05:55.6 |
| 31. | 677 | Ross, Michael |  | 50 | | 3:42 | 2:06:02.2 |
| 32. | 1052 | Bernard, Philip |  | 54 | | 3:43 | 2:06:54.8 |
| 33. | 1060 | Beard, Timothy |  | 52 | | 3:45 | 2:07:52.4 |
| 34. | 710 | Pieper, Todd |  | 51 | | 3:47 | 2:08:44.8 |
| 35. | 1061 | Clark, Timothy |  | 52 | | 3:48 | 2:09:28.7 |
| 36. | 624 | Stuesse, David |  | 51 | | 3:53 | 2:12:22.1 |
| 37. | 494 | Nagro, Michael |  | 52 | | 3:58 | 2:15:09.0 |
| 38. | 679 | Roger, Nick |  | 54 | | 4:01 | 2:17:04.7 |
| 39. | 644 | Stousland, grant |  | 54 | | 4:05 | 2:18:57.3 |
| 40. | 828 | BOYLE, Jim |  | 53 | | 4:07 | 2:20:05.7 |
| 41. | 843 | Dawson, Michael |  | 53 | | 4:16 | 2:25:31.7 |
| 42. | 851 | Geagan, Peter |  | 50 | | 4:54 | 2:47:05.1 |
| 43. | 1026 | GASSER, JEFFREY |  | 51 | | 5:00 | 2:50:04.5 |
| 44. | 1015 | Barnhart, Douglas |  | 54 | | 5:00 | 2:50:07.6 |
| 45. | 1005 | bush, bill |  | 54 | | 5:02 | 2:51:41.6 |
| 46. | 814 | Eagle, Don |  | 53 | | 5:13 | 2:57:23.6 |
| 47. | 1050 | Matz, Paul |  | 54 | | 5:21 | 3:02:12.6 |
| 48. | 1013 | Wood, DA |  | 51 | | 5:53 | 3:20:09.3 |
| 49. | 1063 | Loving, Ward |  | 50 | | 6:02 | 3:25:17.8 |

Male 55-59

| | | | | | | | |
|-----|-----|-----------------------|---|----|--|------|-----------|
| 1. | 44 | Makarewicz, Barry |  | 58 | | 2:27 | 1:23:49.2 |
| 2. | 271 | Santa, Jim |  | 59 | | 2:39 | 1:30:10.9 |
| 3. | 303 | curtin, michael |  | 55 | | 2:39 | 1:30:26.5 |
| 4. | 332 | Marshall-Pryde, Shaun |  | 58 | | 2:43 | 1:32:55.0 |
| 5. | 42 | Anderson, Randy |  | 55 | | 2:44 | 1:33:19.4 |
| 6. | 55 | Gayner, Steve |  | 55 | | 2:44 | 1:33:23.6 |
| 7. | 315 | Hjalmarsson, Per |  | 56 | | 2:46 | 1:34:22.2 |
| 8. | 301 | Pearson, Melvin |  | 59 | | 2:46 | 1:34:31.2 |
| 9. | 217 | St. Clair, Brad |  | 56 | | 2:48 | 1:35:18.6 |
| 10. | 304 | Weglarz, Michael |  | 57 | | 2:50 | 1:36:43.0 |
| 11. | 346 | Dear, William Jessen |  | 55 | | 2:52 | 1:37:52.1 |
| 12. | 54 | Mayfield, Peter |  | 57 | | 2:54 | 1:38:37.1 |
| 13. | 483 | reynolds, kurt |  | 57 | | 2:57 | 1:40:44.7 |

ZIONS BANK®

Boulder Mountain Tour
Age Group Results

BOULDER
MOUNTAIN TOUR

| Place | Bib | Name | Nat. | Age | Club | Pace | Time |
|-------|------|-----------------------|---|-----|------|------|-----------|
| 14. | 322 | Ripley, Robert |  | 58 | | 2:58 | 1:41:23.0 |
| 15. | 247 | Janerich, Dwight |  | 58 | | 2:59 | 1:41:32.6 |
| 16. | 443 | McDuffie, Gregory |  | 58 | | 3:00 | 1:42:33.2 |
| 17. | 342 | Owen, Tom |  | 57 | | 3:01 | 1:42:36.1 |
| 18. | 690 | Baerwald, Rich |  | 57 | | 3:01 | 1:42:47.4 |
| 19. | 540 | Pokorny, Al |  | 58 | | 3:01 | 1:42:55.6 |
| 20. | 408 | Christopherson, Bruce |  | 57 | | 3:02 | 1:43:18.6 |
| 21. | 321 | Brewster, Robert |  | 59 | | 3:04 | 1:44:37.5 |
| 22. | 234 | Davis, Darrell |  | 59 | | 3:05 | 1:44:50.7 |
| 23. | 414 | Magerl, Chris |  | 56 | | 3:05 | 1:45:13.1 |
| 24. | 464 | Sorlie, John |  | 56 | | 3:08 | 1:46:36.2 |
| 25. | 255 | Colgan, Gary |  | 58 | | 3:13 | 1:49:36.0 |
| 26. | 324 | Rice, Robert |  | 56 | | 3:13 | 1:49:55.3 |
| 27. | 244 | Smith, Doug |  | 59 | | 3:14 | 1:50:06.7 |
| 28. | 224 | Monz, Chris |  | 58 | | 3:14 | 1:50:10.7 |
| 29. | 479 | Klepser, Kevin |  | 57 | | 3:14 | 1:50:15.6 |
| 30. | 701 | Christiansen, Steve |  | 56 | | 3:15 | 1:50:41.7 |
| 31. | 508 | Fitzsimmons, Peter |  | 56 | | 3:17 | 1:51:57.0 |
| 32. | 305 | Price, Mike |  | 58 | | 3:18 | 1:52:14.8 |
| 33. | 490 | clevenger, Matthew |  | 59 | | 3:20 | 1:53:53.4 |
| 34. | 498 | kobe, mike |  | 58 | | 3:26 | 1:56:44.1 |
| 35. | 885 | Zwirn, Steve |  | 58 | | 3:29 | 1:58:29.6 |
| 36. | 418 | Sheaffer, Chuck |  | 58 | | 3:29 | 1:58:52.6 |
| 37. | 336 | Kresl, Steve |  | 57 | | 3:32 | 2:00:35.5 |
| 38. | 678 | Burke, Mike |  | 55 | | 3:35 | 2:02:06.6 |
| 39. | 612 | Benjamin, Bill |  | 58 | | 3:38 | 2:03:49.6 |
| 40. | 521 | LEOVY, STEVEN |  | 56 | | 3:40 | 2:04:49.2 |
| 41. | 613 | Zanetti, Bob |  | 55 | | 3:40 | 2:04:59.8 |
| 42. | 447 | Toney, James |  | 58 | | 3:40 | 2:05:06.7 |
| 43. | 231 | Johnson, Curtis |  | 59 | | 3:48 | 2:09:37.2 |
| 44. | 686 | Yonan, Peter |  | 55 | | 3:55 | 2:13:34.6 |
| 45. | 709 | Randolph, Todd |  | 55 | | 3:57 | 2:14:22.6 |
| 46. | 662 | Stoltz, Kevin |  | 59 | | 4:06 | 2:19:30.5 |
| 47. | 850 | Ricci, Peter |  | 57 | | 4:14 | 2:24:12.9 |
| 48. | 1025 | Boniface, Jay |  | 57 | | 4:33 | 2:35:08.1 |
| 49. | 684 | Thimm, Peter |  | 58 | | 4:40 | 2:38:40.2 |
| 50. | 1007 | Moss, Bret |  | 56 | | 4:41 | 2:39:29.3 |
| 51. | 651 | Murray, John |  | 57 | | 4:42 | 2:39:57.6 |
| 52. | 856 | Schneider Jr, Richard |  | 59 | | 4:46 | 2:42:11.9 |
| 53. | 825 | Gillespie, James |  | 56 | | 4:54 | 2:46:43.4 |
| 54. | 824 | Mizer, James |  | 56 | | 4:57 | 2:48:22.9 |
| 55. | 1044 | Zacharisen, Mark |  | 59 | | 5:01 | 2:50:36.7 |
| 56. | 844 | Payan, Miguel |  | 58 | | 5:03 | 2:52:04.5 |

ZIONS
BANK®

Boulder Mountain Tour

Age Group Results

BOULDER

MOUNTAIN TOUR







| Place | Bib | Name | Nat. | Age | Club | Pace | Time |
|------------|------|------------------|---|-----|---------------|------|-----------|
| Male 60-64 | | | | | | | |
| 1. | 289 | Thoreson, Kris |  | 62 | | 2:46 | 1:34:20.5 |
| 2. | 313 | Smith, Paul |  | 62 | | 2:46 | 1:34:23.3 |
| 3. | 330 | Seaton, Scott |  | 60 | | 2:46 | 1:34:23.9 |
| 4. | 253 | Scheer, Fred |  | 62 | | 2:52 | 1:37:50.6 |
| 5. | 269 | Wilhelm, Jeffrey |  | 60 | | 2:55 | 1:39:33.2 |
| 6. | 325 | Smith, Roger |  | 62 | | 3:02 | 1:43:26.8 |
| 7. | 320 | Carter, Reid |  | 63 | | 3:02 | 1:43:37.8 |
| 8. | 215 | Madden, Bob |  | 61 | | 3:02 | 1:43:38.4 |
| 9. | 274 | Meyer, John |  | 63 | | 3:03 | 1:43:48.4 |
| 10. | 311 | Joda, Patrick |  | 61 | | 3:04 | 1:44:38.9 |
| 11. | 452 | Jones, Jeff |  | 62 | | 3:05 | 1:45:15.2 |
| 12. | 222 | Hoerger, Carl |  | 63 | | 3:08 | 1:46:57.2 |
| 13. | 288 | Schoening, Klev |  | 62 | | 3:10 | 1:47:55.6 |
| 14. | 345 | Bedford, William |  | 63 | | 3:13 | 1:49:38.1 |
| 15. | 220 | Smith, Brian |  | 61 | | 3:13 | 1:49:46.1 |
| 16. | 424 | Bowman, David |  | 60 | | 3:14 | 1:50:00.5 |
| 17. | 256 | Bowlin, Gary |  | 63 | | 3:14 | 1:50:00.7 |
| 18. | 207 | Kangas, Andy |  | 63 | Andy Kangas | 3:16 | 1:51:30.3 |
| 19. | 235 | Rogotzke, Dave |  | 60 | Dave Rogotzke | 3:17 | 1:51:46.7 |
| 20. | 440 | Allison, Glen |  | 64 | | 3:19 | 1:53:03.4 |
| 21. | 213 | Crum, Bill |  | 62 | | 3:21 | 1:54:01.5 |
| 22. | 534 | Burt, Walter |  | 60 | | 3:21 | 1:54:26.7 |
| 23. | 422 | Ostermiller, Dan |  | 62 | | 3:24 | 1:55:53.8 |
| 24. | 297 | Ryan, Mark |  | 62 | | 3:28 | 1:58:03.9 |
| 25. | 510 | Machado, Randal |  | 62 | | 3:28 | 1:58:24.8 |
| 26. | 495 | Berry, Michael |  | 62 | | 3:30 | 1:59:00.3 |
| 27. | 514 | Mankus, Roger |  | 62 | | 3:31 | 1:59:35.0 |
| 28. | 603 | Erbes, Allan |  | 62 | Allan Erbes | 3:31 | 1:59:36.9 |
| 29. | 660 | perkins, kelly |  | 60 | | 3:35 | 2:02:01.1 |
| 30. | 457 | Polakoff, Jess |  | 64 | | 3:36 | 2:02:37.0 |
| 31. | 486 | Garfield, Mark |  | 60 | | 3:36 | 2:02:45.6 |
| 32. | 1055 | ROGALSKI, ROB |  | 64 | | 3:43 | 2:06:52.2 |
| 33. | 652 | MARKS, JOHN |  | 64 | | 3:47 | 2:09:00.3 |
| 34. | 513 | Price, Rick |  | 61 | | 3:51 | 2:11:05.5 |
| 35. | 1036 | Sokolsky, Lary |  | 60 | | 3:58 | 2:14:59.9 |
| 36. | 640 | Alexander, Frank |  | 62 | | 4:02 | 2:17:37.5 |
| 37. | 802 | Wills, Angier |  | 60 | | 4:04 | 2:18:42.6 |
| 38. | 636 | Davis, Eric |  | 64 | | 4:09 | 2:21:14.5 |
| 39. | 620 | Wiener, David |  | 62 | | 4:09 | 2:21:16.6 |
| 40. | 206 | Kemp, Andrew |  | 62 | | 4:16 | 2:25:11.8 |
| 41. | 625 | Hardesty, Doug |  | 60 | | 4:19 | 2:26:57.1 |
| 42. | 827 | Carpenter, Jeff |  | 61 | | 4:33 | 2:34:53.0 |

ZIONS BANK®
























Boulder Mountain Tour

Age Group Results

BOULDER MOUNTAIN TOUR

| Place | Bib | Name | Nat. | Age | Club | Pace | Time |
|-------|------|-----------------|---|-----|------|------|-----------|
| 43. | 869 | Heisler, Tod |  | 64 | | 4:42 | 2:40:19.3 |
| 44. | 619 | Safford, Daniel |  | 62 | | 5:02 | 2:51:24.3 |
| 45. | 1021 | wright, innes |  | 60 | | 5:10 | 2:55:46.8 |
| 46. | 238 | Adams, David |  | 60 | | 5:34 | 3:09:34.6 |
| 47. | 465 | Sobba, John |  | 63 | | 5:43 | 3:14:50.8 |
| DNF | 221 | Elkins, Brian |  | 64 | | | |

Male 65-69

| | | | | | | | |
|-----|-----|-----------------------|---|----|----------------------|------|-----------|
| 1. | 335 | Moore, Steve |  | 65 | | 3:01 | 1:43:00.7 |
| 2. | 312 | Simpson, Patrick |  | 68 | Karena Jeana Simpson | 3:03 | 1:44:12.1 |
| 3. | 302 | Allan, Michael |  | 66 | | 3:04 | 1:44:38.3 |
| 4. | 260 | McClatchy, James |  | 67 | | 3:05 | 1:44:52.9 |
| 5. | 276 | Holmquist, Jon |  | 67 | | 3:07 | 1:46:07.4 |
| 6. | 307 | Weber, Mike |  | 67 | | 3:13 | 1:49:41.8 |
| 7. | 516 | West, Russ |  | 66 | | 3:14 | 1:50:15.1 |
| 8. | 237 | Smullin, David |  | 66 | David Smullin | 3:15 | 1:50:56.1 |
| 9. | 239 | Christopherson, David |  | 69 | | 3:15 | 1:51:00.9 |
| 10. | 228 | CODY, CLYDE |  | 69 | | 3:22 | 1:54:31.8 |
| 11. | 344 | Webster, William |  | 69 | | 3:22 | 1:54:31.9 |
| 12. | 519 | Vogl, Sigi |  | 67 | Sigi Vogl | 3:25 | 1:56:23.5 |
| 13. | 431 | hibdon, dwight |  | 69 | | 3:25 | 1:56:25.3 |
| 14. | 666 | Dudley, Kurt |  | 66 | | 3:28 | 1:58:03.0 |
| 15. | 416 | Puchner, Chris |  | 66 | | 3:32 | 2:00:11.1 |
| 16. | 407 | Marcinko, Bob |  | 67 | | 3:32 | 2:00:28.7 |
| 17. | 626 | Vandenburgh, Douglas |  | 68 | Doug Vandenburgh | 3:38 | 2:03:52.4 |
| 18. | 642 | Boline, Glen |  | 67 | Glen Boline | 3:39 | 2:04:11.9 |
| 19. | 306 | Ivie, Mike |  | 67 | | 3:39 | 2:04:13.0 |
| 20. | 531 | Schimelpfenig, Tod |  | 65 | | 3:43 | 2:06:50.0 |
| 21. | 499 | Fleischer, Mitch |  | 68 | | 3:45 | 2:07:51.4 |
| 22. | 409 | Jamieson, Bruce |  | 67 | | 3:46 | 2:08:13.0 |
| 23. | 451 | HAGENBUCH, Jay |  | 68 | | 3:46 | 2:08:26.6 |
| 24. | 705 | Daley, Ted |  | 68 | | 3:49 | 2:10:08.7 |
| 25. | 454 | Camps, Jeffrey |  | 65 | | 3:50 | 2:10:45.5 |
| 26. | 480 | wheelwright, kim |  | 65 | | 3:51 | 2:11:15.5 |
| 27. | 614 | Rankin, Bruce |  | 68 | | 3:55 | 2:13:35.1 |
| 28. | 527 | Farnham, Thad |  | 65 | | 3:56 | 2:13:54.7 |
| 29. | 683 | Collins, Paul |  | 67 | | 3:58 | 2:14:56.4 |
| 30. | 716 | Raff, Will |  | 66 | | 4:02 | 2:17:09.8 |
| 31. | 842 | skarsten, michael |  | 65 | | 4:03 | 2:17:45.4 |
| 32. | 653 | Kaschko, John |  | 65 | | 4:09 | 2:21:23.8 |
| 33. | 687 | Leeds, Phil |  | 65 | | 4:09 | 2:21:28.1 |
| 34. | 621 | Kennell, David |  | 65 | | 4:17 | 2:25:38.9 |
| 35. | 859 | Demment, Roger |  | 69 | | 4:44 | 2:41:02.6 |
| 36. | 835 | YEE, KELVIN |  | 67 | | 5:05 | 2:52:52.2 |



ZIONS BANK®

Boulder Mountain Tour











Age Group Results

BOULDER




MOUNTAIN TOUR

| Place | Bib | Name | Nat. | Age | Club | Pace | Time |
|-------|------|----------------|---|-----|------|------|-----------|
| 37. | 1014 | Mueller, Don |  | 66 | | 5:17 | 3:00:06.5 |
| DNF | 323 | Morrow, Robert |  | 68 | | | |


Male 70-74

| | | | | | | | |
|-----|------|-------------------|--|----|----------------|------|-----------|
| 1. | 317 | Dariento, peter |  | 70 | Peter Dariento | 2:58 | 1:41:18.4 |
| 2. | 437 | Wikstrom, Fran |  | 70 | | 3:07 | 1:46:29.9 |
| 3. | 319 | Johnson, Ralph |  | 71 | | 3:21 | 1:54:20.9 |
| 4. | 487 | Donavan, Mark |  | 73 | | 3:22 | 1:55:00.0 |
| 5. | 512 | Knowles, Richard |  | 71 | | 3:38 | 2:03:58.7 |
| 6. | 530 | Schuld, Tim |  | 74 | | 3:44 | 2:07:15.8 |
| 7. | 864 | Clautice, Steve |  | 71 | | 3:50 | 2:10:43.6 |
| 8. | 865 | schneider, Steven |  | 70 | | 4:08 | 2:20:55.6 |
| 9. | 1016 | Miller, Ed |  | 72 | | 4:19 | 2:26:55.2 |
| 10. | 700 | Biggs, Stephen |  | 73 | | 4:22 | 2:28:45.5 |
| 11. | 680 | Ploss, Norm |  | 71 | | 4:30 | 2:33:14.0 |
| 12. | 628 | ragsdale, edgar |  | 72 | edgar ragsdale | 4:39 | 2:38:37.6 |
| 13. | 1027 | Collins, John |  | 71 | | 4:48 | 2:43:27.4 |
| 14. | 661 | Webster, Kent |  | 73 | | 4:50 | 2:44:22.4 |
| 15. | 1045 | Walker, Max |  | 74 | Sharon Walker | 5:00 | 2:50:20.6 |
| 16. | 425 | Slovisky, David |  | 74 | | 5:06 | 2:53:29.2 |
| 17. | 1049 | Ruud, Olav |  | 70 | | 5:16 | 2:59:26.8 |
| 18. | 823 | Roybal, Henry |  | 74 | | 6:09 | 3:29:07.2 |

Male 75-79









| | | | | | | | |
|----|-----|--------------------|---|----|--|------|-----------|
| 1. | 241 | Pletcher, Del |  | 75 | | 3:25 | 1:56:14.3 |
| 2. | 681 | Armstrong, Patrick |  | 75 | | 3:54 | 2:12:52.6 |
| 3. | 318 | Comstock, Ralph |  | 75 | | 4:05 | 2:19:22.3 |

Male 80-84



| | | | | | | | |
|----|-----|----------------|---|----|--|------|-----------|
| 1. | 863 | Swanson, Steve |  | 81 | | 4:57 | 2:48:43.9 |
|----|-----|----------------|---|----|--|------|-----------|

15k Half Tour

Female 12 & Under

| | | | | | | | |
|----|------|-----------------|---|----|-----------------|------|-----------|
| 1. | 1328 | Scott, Cora |  | 12 | | 2:53 | 0:43:28.8 |
| 2. | 1346 | NALDER, TAYLOR |  | 11 | | 3:00 | 0:45:10.7 |
| 3. | 1324 | Murphy, Abigail |  | 12 | | 3:06 | 0:46:31.8 |
| 4. | 1338 | CONNERS, MAZZY |  | 12 | | 3:17 | 0:49:15.5 |
| 5. | 1340 | Franz, Persia |  | 10 | | 4:37 | 1:09:25.6 |
| 6. | 1311 | Stevenson, Lucy |  | 9 | | 5:59 | 1:29:54.6 |
| 7. | 1306 | Sundby, Isla |  | 7 | Sundby Striders | 7:13 | 1:48:28.0 |
| 8. | 1304 | Andersen, Hazel |  | 10 | | 7:32 | 1:53:02.6 |

Female 13-19

| | | | | | | | |
|----|------|------------------|---|----|--|------|-----------|
| 1. | 1344 | herman, samantha |  | 17 | | 3:05 | 0:46:20.1 |
| 2. | 1341 | Wood, Peyton |  | 13 | | 3:26 | 0:51:44.1 |





ZIONS BANK®

Boulder Mountain Tour








Age Group Results

BOULDER










MOUNTAIN TOUR

| Place | Bib | Name | Nat. | Age | Club | Pace | Time |
|-------|------|---------------|---|-----|------|------|-----------|
| 3. | 1343 | Rector, Sadie |  | 13 | | 5:59 | 1:29:50.7 |
| 4. | 1218 | Castillo, Kei |  | 19 | | 6:22 | 1:35:35.5 |
| 5. | 1336 | Harris, Laura |  | 13 | | 8:53 | 2:13:16.4 |
| DNS | 1325 | Angel, Asia |  | 14 | | | |
















Female 20-29

| | | | | | | | |
|----|------|--------------------------------|---|----|--|------|-----------|
| 1. | 1160 | Nistler, Anna |  | 28 | | 3:20 | 0:50:12.9 |
| 2. | 1153 | Kelly, Amy |  | 27 | | 3:33 | 0:53:19.0 |
| 3. | 1159 | Paulding, Anna |  | 21 | | 3:59 | 0:59:45.3 |
| 4. | 1207 | Joda, Jill |  | 27 | | 4:09 | 1:02:24.1 |
| 5. | 1243 | Groff, Mia |  | 20 | | 4:32 | 1:08:04.3 |
| 6. | 1206 | Wilkinson-Sonderegger, Jessica |  | 29 | | 4:43 | 1:10:57.9 |
| 7. | 1174 | Payne, Devi |  | 21 | | 7:14 | 1:48:41.8 |



Female 30-39

| | | | | | | | |
|----|------|----------------------|---|----|--|------|-----------|
| 1. | 1184 | Miller, Ellen |  | 31 | | 3:32 | 0:53:00.1 |
| 2. | 1251 | Biggs, Nelle |  | 39 | | 3:35 | 0:53:59.2 |
| 3. | 1284 | Wheelwright, Taress |  | 36 | | 3:37 | 0:54:18.8 |
| 4. | 1151 | Ault, Alexis |  | 39 | | 3:50 | 0:57:36.2 |
| 5. | 1278 | DeVisser, Shayla |  | 34 | | 3:51 | 0:57:52.6 |
| 6. | 1213 | wilde, julia |  | 31 | | 4:01 | 1:00:27.7 |
| 7. | 1317 | Wolfe, Rachel |  | 39 | | 4:24 | 1:06:03.1 |
| 8. | 1275 | Brandenburg, Shannon |  | 33 | | 4:49 | 1:12:22.1 |
| 9. | 1273 | Sundby, Sarah |  | 39 | | 7:13 | 1:48:27.3 |

Female 40-49

| | | | | | | | |
|-----|------|--------------------|---|----|----------------|------|-----------|
| 1. | 1232 | Burch, Lindsay |  | 47 | | 2:54 | 0:43:30.4 |
| 2. | 1187 | St.Onge, Francie |  | 47 | | 2:56 | 0:44:01.0 |
| 3. | 1351 | Allan, Lauren |  | 40 | | 3:09 | 0:47:20.6 |
| 4. | 1274 | Stilwill, Sarah E. |  | 40 | Team Waldgeist | 3:22 | 0:50:32.5 |
| 5. | 1310 | Sandal, Leigh Ann |  | 49 | | 3:26 | 0:51:38.5 |
| 6. | 1171 | NALDER, DEBBIE |  | 42 | | 3:28 | 0:52:11.2 |
| 7. | 1320 | O'Sullivan, Tess |  | 46 | | 3:35 | 0:53:58.1 |
| 8. | 1152 | Jonas, Amy |  | 42 | | 3:39 | 0:54:58.4 |
| 9. | 1279 | Farnsworth, shylo |  | 41 | | 4:11 | 1:02:59.6 |
| 10. | 1308 | Eitel, Karla |  | 46 | | 4:18 | 1:04:36.1 |
| 11. | 1309 | Droege, Karoline |  | 49 | | 4:57 | 1:14:18.9 |
| 12. | 1280 | Nistler, Stephanie |  | 43 | | 5:07 | 1:16:47.6 |
| 13. | 1313 | Stevenson, Megan |  | 43 | | 5:59 | 1:29:55.9 |
| 14. | 1158 | Lipp, Ann |  | 47 | | 7:23 | 1:50:50.6 |
| 15. | 1314 | Andersen, Michelle |  | 45 | | 7:32 | 1:53:04.4 |

Female 50-59

| | | | | | | | |
|----|------|------------------|---|----|--|------|-----------|
| 1. | 1212 | Otteson, Joney |  | 59 | | 3:13 | 0:48:22.6 |
| 2. | 1200 | Connors, Janelle |  | 51 | | 3:17 | 0:49:15.6 |

ZIONS BANK®

Boulder Mountain Tour
















Age Group Results

BOULDER

MOUNTAIN TOUR

| Place | Bib | Name | Nat. | Age | Club | Pace | Time |
|-------|------|--------------------------|---|-----|-------------------|------|-----------|
| 3. | 1193 | Bathum, Heidi |  | 52 | | 3:21 | 0:50:21.5 |
| 4. | 698 | weichel, sheri |  | 58 | | 3:26 | 0:51:33.2 |
| 5. | 1237 | arrigona, marianne |  | 55 | | 3:32 | 0:53:11.8 |
| 6. | 1216 | McPherson, Kate |  | 53 | | 3:33 | 0:53:21.1 |
| 7. | 1249 | Sorlie, Nancy |  | 57 | | 3:35 | 0:53:49.4 |
| 8. | 1233 | Hanson, Lisamarie |  | 53 | | 3:42 | 0:55:30.0 |
| 9. | 1252 | Fitzsimmons, Pamela |  | 54 | | 3:43 | 0:55:56.9 |
| 10. | 1192 | holland, heidi |  | 56 | | 3:43 | 0:55:57.7 |
| 11. | 1250 | Marshall-Pryde, Nathalie |  | 56 | | 3:43 | 0:55:59.1 |
| 12. | 1272 | Wuepper, Sarah |  | 50 | | 3:44 | 0:56:10.7 |
| 13. | 1238 | herman, maribeth |  | 54 | | 3:45 | 0:56:24.4 |
| 14. | 1271 | Studt, Sara |  | 57 | | 3:53 | 0:58:21.2 |
| 15. | 1157 | Rowland, Angela |  | 56 | | 3:56 | 0:59:07.1 |
| 16. | 1380 | Butt, Debbie |  | 52 | | 4:02 | 1:00:35.4 |
| 17. | 1220 | nelson, kendall |  | 51 | | 4:05 | 1:01:19.8 |
| 18. | 1154 | Bailey, Amy |  | 55 | | 4:06 | 1:01:37.9 |
| 19. | 1166 | Tjarksen, Constance |  | 53 | | 4:10 | 1:02:32.4 |
| 20. | 1290 | goltry, tory |  | 50 | | 4:11 | 1:02:53.9 |
| 21. | 1186 | Johnson, Evelyn |  | 50 | | 4:32 | 1:08:14.5 |
| 22. | 1254 | Cassell, Patricia |  | 57 | | 4:44 | 1:11:01.6 |
| 23. | 1291 | Holloway, Virginia |  | 57 | Virginia Holloway | 4:51 | 1:12:48.9 |
| 24. | 1229 | Colgan, LeeAnn |  | 54 | | 5:12 | 1:18:02.3 |
| 25. | 1198 | Saito, Jacqueline |  | 51 | | 5:31 | 1:22:59.4 |
| 26. | 1156 | Beauchaine, Angela |  | 55 | | 5:35 | 1:23:52.7 |
| 27. | 1292 | RECTOR, WENDY |  | 50 | | 5:59 | 1:29:57.3 |
| 28. | 1173 | Boniface, Dena |  | 56 | | 8:21 | 2:05:27.4 |
| 29. | 1283 | Stroud, Susan |  | 57 | | 8:33 | 2:08:28.0 |

Female 60-69

| | | | | | | | |
|-----|------|--------------------|---|----|---------------|------|-----------|
| 1. | 1230 | Howa, Leslie |  | 69 | | 3:19 | 0:49:57.4 |
| 2. | 1208 | benson, joan |  | 69 | | 3:35 | 0:53:51.6 |
| 3. | 1226 | Carter, Laura |  | 62 | | 3:39 | 0:54:50.2 |
| 4. | 1282 | GUNDY, SUSAN |  | 64 | | 4:24 | 1:06:06.3 |
| 5. | 1253 | Ivie, Pat |  | 68 | Pat Ivie | 4:25 | 1:06:29.7 |
| 6. | 1257 | Perry, Paula |  | 65 | | 4:27 | 1:06:47.5 |
| 7. | 1167 | graham, Corey |  | 65 | | 4:33 | 1:08:20.5 |
| 8. | 1242 | Kennell, Melanee |  | 66 | | 4:34 | 1:08:32.1 |
| 9. | 1215 | Simpson, Karen |  | 68 | | 4:50 | 1:12:34.6 |
| 10. | 1276 | Walker, Sharon |  | 69 | Sharon Walker | 5:21 | 1:20:29.1 |
| 11. | 1197 | Rubin, Jacki |  | 66 | | 5:26 | 1:21:34.6 |
| 12. | 1234 | McCullough, Liz |  | 61 | | 5:41 | 1:25:18.2 |
| 13. | 1163 | Kaschko, Cathy |  | 67 | | 5:46 | 1:26:30.5 |
| 14. | 1188 | Rankin, Gail |  | 65 | | 6:01 | 1:30:18.1 |
| 15. | 1231 | Roose, Linda Weeks |  | 67 | | 7:21 | 1:50:26.9 |



ZIONS BANK®

Boulder Mountain Tour








Age Group Results

BOULDER


MOUNTAIN TOUR


| Place | Bib | Name | Nat. | Age | Club | Pace | Time |
|-------|------|-------------------|---|-----|------|------|-----------|
| 16. | 1236 | Iaferriere, Lucia |  | 64 | | 7:23 | 1:50:56.7 |
| DNS | 1175 | Evans, Diane |  | 60 | | | |

Female 70-79






















| | | | | | | | |
|-----|------|-----------------|---|----|--|------|-----------|
| 1. | 1179 | Finegan, Donna |  | 70 | | 3:41 | 0:55:28.9 |
| 2. | 1191 | Dyck, Grace |  | 78 | | 3:44 | 0:56:07.7 |
| 3. | 1172 | Groth, Deidra |  | 71 | | 4:46 | 1:11:30.8 |
| 4. | 1190 | Ploss, Gloria |  | 74 | | 5:22 | 1:20:33.0 |
| 5. | 1214 | Clautice, Karen |  | 71 | | 5:44 | 1:26:14.7 |
| 6. | 1176 | McGarvey, Diane |  | 70 | | 9:21 | 2:20:15.0 |
| DNS | 1239 | Glennie, Marit |  | 76 | | | |

Female 80-89




| | | | | | | | |
|----|------|------------------|---|----|--|------|-----------|
| 1. | 1277 | Thoreson, Shauna |  | 86 | | 5:29 | 1:22:23.2 |
|----|------|------------------|---|----|--|------|-----------|

| | | | | | | | |
|-----|------|---------------|---|--|--|--|--|
| DNS | 1255 | STEFANI, PAUL |  | | | | |
|-----|------|---------------|---|--|--|--|--|

Male 12 & Under

| | | | | | | | |
|-----|------|------------------------|---|----|--|------|-----------|
| 1. | 1347 | Klasner, Toby |  | 12 | | 2:52 | 0:43:04.3 |
| 2. | 1312 | Campbell, McCallen |  | 11 | | 2:53 | 0:43:28.4 |
| 3. | 1333 | Jensen, Ivan |  | 12 | | 2:56 | 0:44:02.6 |
| 4. | 1334 | Crouch, Jaydon |  | 11 | | 3:09 | 0:47:18.5 |
| 5. | 1348 | boloix, tristan |  | 11 | | 3:13 | 0:48:22.0 |
| 6. | 1326 | Morrison, Caleo |  | 11 | | 3:24 | 0:51:01.1 |
| 7. | 1295 | Kurtz, Bailey |  | 10 | | 3:26 | 0:51:38.0 |
| 8. | 1327 | NALDER, COLTON |  | 9 | | 3:28 | 0:52:09.6 |
| 9. | 1331 | Arndt, Eli |  | 10 | | 3:32 | 0:53:07.5 |
| 10. | 1301 | Fryberger, Duncan |  | 10 | | 3:35 | 0:53:59.3 |
| 11. | 1335 | Benson, Jude |  | 8 | | 3:39 | 0:54:58.3 |
| 12. | 1337 | Finegan, Luca |  | 12 | | 3:40 | 0:55:04.9 |
| 13. | 1339 | Gardiner, Nicholas |  | 11 | | 3:43 | 0:55:55.4 |
| 14. | 1322 | Van Der Meulen, Townes |  | 10 | | 4:06 | 1:01:42.4 |
| 15. | 1315 | Eitel, Noah |  | 9 | | 4:18 | 1:04:35.1 |
| 16. | 1321 | Lloyd, Thijs |  | 8 | | 4:24 | 1:06:01.5 |
| 17. | 1302 | O'Donnell, Finn |  | 9 | | 4:57 | 1:14:17.0 |
| 18. | 1294 | ODonnell, Axel |  | 9 | | 5:15 | 1:18:56.6 |
| 19. | 1349 | Rector, Tucker |  | 10 | | 5:59 | 1:29:57.0 |
| 20. | 1330 | Franz, Diesel |  | 8 | | 6:03 | 1:30:51.1 |
| 21. | 1299 | Lloyd, Cody |  | 7 | | 6:04 | 1:31:10.3 |

Male 13-19

| | | | | | | | |
|----|------|----------------|---|----|--|------|-----------|
| 1. | 1342 | Wuepper, Reed |  | 13 | | 2:33 | 0:38:15.4 |
| 2. | 1345 | Arndt, Solomon |  | 13 | | 3:02 | 0:45:40.2 |
| 3. | 539 | Poly, Sidney |  | 16 | | 3:46 | 0:56:37.0 |

ZIONS BANK®

Boulder Mountain Tour

Age Group Results

BOULDER

MOUNTAIN TOUR

| Place | Bib | Name | Nat. | Age | Club | Pace | Time |
|-------------------|------|----------------------|---|-----|-----------------|------|-----------|
| Male 20-29 | | | | | | | |
| 1. | 1222 | Cornell, Kevin |  | 28 | | 3:03 | 0:45:48.9 |
| 2. | 1199 | Voorhis, James |  | 29 | | 4:00 | 1:00:07.6 |
| 3. | 1225 | Robertson, Kyle |  | 24 | | 4:44 | 1:11:02.0 |
| 4. | 1195 | Todd, Hunter |  | 27 | | 4:44 | 1:11:02.5 |
| Male 30-39 | | | | | | | |
| 1. | 1194 | Hagenbuch, Hunter |  | 34 | | 3:08 | 0:47:08.8 |
| 2. | 1303 | Van Der Meulen, Greg |  | 39 | | 4:06 | 1:01:43.2 |
| 3. | 1202 | Sonderegger, Jeffery |  | 30 | | 4:43 | 1:10:57.9 |
| 4. | 1316 | Nicholson, Patrick |  | 38 | | 6:22 | 1:35:39.8 |
| 5. | 1305 | Sundby, Ian |  | 39 | Sundby Striders | 7:13 | 1:48:27.4 |
| 6. | 1223 | Allen, Kirk |  | 37 | | 8:05 | 2:01:17.1 |
| Male 40-49 | | | | | | | |
| 1. | 1296 | Campbell, Brady |  | 44 | | 2:53 | 0:43:28.4 |
| 2. | 1201 | pauline, jeff |  | 47 | | 2:57 | 0:44:21.9 |
| 3. | 1298 | ODonnell, Chris |  | 49 | | 5:15 | 1:18:57.0 |
| 4. | 1300 | Lloyd, David |  | 42 | | 6:04 | 1:31:12.0 |
| Male 50-59 | | | | | | | |
| 1. | 1268 | Snow, Rusty |  | 50 | | 2:50 | 0:42:37.8 |
| 2. | 1287 | Beauchaine, Thomas |  | 59 | | 2:59 | 0:44:47.6 |
| 3. | 1168 | Bathum, Dale |  | 55 | | 3:11 | 0:47:55.8 |
| 4. | 1281 | hollister, steve |  | 58 | | 3:21 | 0:50:19.9 |
| 5. | 1177 | Bailey, Doak |  | 55 | | 3:51 | 0:57:49.0 |
| 6. | 1221 | LaCome, Kenny |  | 59 | | 4:01 | 1:00:23.4 |
| 7. | 1155 | Johnson, Andy |  | 54 | | 4:01 | 1:00:27.3 |
| 8. | 1244 | Tjarksen, Michael |  | 56 | | 4:10 | 1:02:32.8 |
| 9. | 1247 | Neklason, Mike |  | 55 | | 5:06 | 1:16:31.8 |
| 10. | 1185 | Rector, Eric |  | 56 | | 5:59 | 1:29:57.5 |
| 11. | 1245 | Bush, Michael |  | 57 | | 7:43 | 1:55:52.5 |
| 12. | 1227 | Randolph, Laura |  | 57 | | 8:21 | 2:05:18.9 |
| 13. | 1162 | Milash, Brett |  | 57 | | 8:33 | 2:08:29.6 |
| 14. | 1204 | Harris, Jerry |  | 53 | | 8:53 | 2:13:16.5 |
| Male 60-69 | | | | | | | |
| 1. | 1262 | Murphy, Rob |  | 63 | | 3:06 | 0:46:37.1 |
| 2. | 1258 | Miller, Peter |  | 63 | | 3:17 | 0:49:21.4 |
| 3. | 1350 | Cassell, Paul |  | 60 | | 3:39 | 0:54:45.6 |
| 4. | 1219 | Perry, Keith |  | 65 | | 3:42 | 0:55:44.7 |
| 5. | 1246 | Judge, Michael |  | 63 | | 3:43 | 0:55:48.2 |
| 6. | 1267 | Kass, Ronald |  | 68 | | 5:00 | 1:15:01.4 |















ZIONS BANK®

Boulder Mountain Tour





Age Group Results

BOULDER


MOUNTAIN TOUR

| Place | Bib | Name | Nat. | Age | Club | Pace | Time |
|-------------------|------|------------------|---|-----|------|------|-----------|
| Male 70-79 | | | | | | | |
| 1. | 1289 | Usher, Tom |  | 72 | | 3:04 | 0:46:14.6 |
| 2. | 1263 | MacCarty, Robert |  | 75 | | 3:15 | 0:48:53.2 |
| 3. | 1264 | Disbrow, Robert |  | 77 | | 3:18 | 0:49:30.3 |
| 4. | 1178 | Bruemmer, Don |  | 75 | | 3:26 | 0:51:42.7 |
| 5. | 1189 | FICHTER, Gary |  | 72 | | 3:41 | 0:55:25.3 |
| 6. | 1211 | hunter, john |  | 73 | | 3:47 | 0:56:52.9 |
| 7. | 1259 | groth, Ray |  | 72 | | 4:12 | 1:03:09.3 |
| 8. | 1182 | Wong, Ed |  | 71 | | 4:16 | 1:04:10.0 |
| 9. | 1241 | Dyck, Mel |  | 78 | | 4:16 | 1:04:10.1 |
| 10. | 1293 | Thomas, William |  | 72 | | 4:51 | 1:12:46.4 |
| 11. | 1260 | McDevitt, Reilly |  | 79 | | 4:56 | 1:14:06.9 |
| 12. | 1210 | Strecker, Joe |  | 73 | | 5:05 | 1:16:25.7 |
| 13. | 1265 | Miller, Roger |  | 76 | | 5:16 | 1:19:03.7 |
| 14. | 1286 | Welty, Thomas |  | 76 | | 5:26 | 1:21:34.5 |
| 15. | 1169 | Ballbach, Dan |  | 78 | | 7:27 | 1:51:47.2 |

Male 80-89

| | | | | | | | |
|----|------|-------------|---|----|--|------|-----------|
| 1. | 1181 | Reed, Duane |  | 80 | | 4:32 | 1:08:05.9 |
| 2. | 1285 | Angle, Ted |  | 83 | | 4:35 | 1:08:53.1 |
| 3. | 1288 | frey, tom |  | 84 | | 4:56 | 1:14:00.5 |
| 4. | 1196 | Haase, Jack |  | 85 | | 5:58 | 1:29:37.6 |

Male 90+

| | | | | | | | |
|----|------|-----------------|---|----|--|------|-----------|
| 1. | 1165 | French, Charley |  | 93 | | 5:16 | 1:19:02.3 |
|----|------|-----------------|---|----|--|------|-----------|

Number of records: 765

ZIONS BANK®